

Huawei AP7030DE and AP5030DN 802.11ac Access Points

802.11ac Rate/Range Comparative Performance Evaluation Versus Cisco Systems

EXECUTIVE SUMMARY

The advent of high-availability wireless as has led to an increase in personal devices such as smartphones, tablets and of course, the portable computer, which all allow users to connect from anywhere within the office. All these different ways to connect ultimately means that there are many devices - usually several per person - competing for the same wireless bandwidth. Huawei access points are built upon a dual-core CPU with independent control plane and forwarding plane architecture with advanced technologies including Huawei's High Density Boost, SNR-based protection, etc.

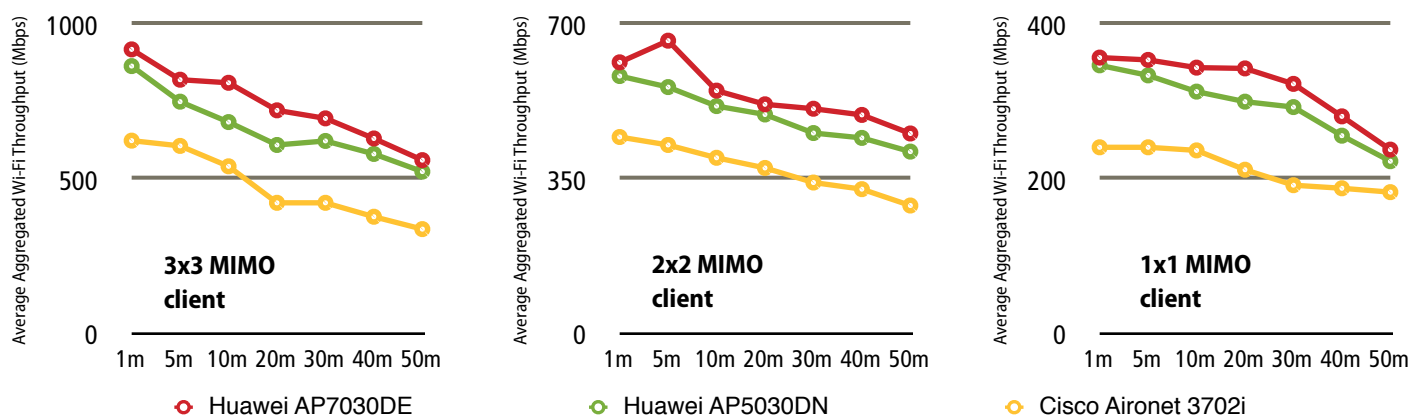
Huawei Technologies Co., Ltd. commissioned Tolly to evaluate their AP7030DE and AP5030DN 3x3 MIMO three-spatial-stream 802.11ac access points. In addition to AP7030DE's Gigabit WiFi performance benefits, Huawei's 802.11ac access points outperformed Cisco Aironet 3702i 4x4 MIMO three-spatial-stream 802.11ac access point in coverage, multi-client and anti co-channel interference tests.

THE BOTTOM LINE

The Huawei 802.11ac access points:

- 1 Delivered the highest throughput numbers Tolly has validated thus far, with up to 952 Mbps aggregated upstream and downstream WLAN 802.11ac throughput in the 5GHz band with the AP7030DE
- 2 Delivered 51% and 37% higher average throughput than the Cisco Aironet 3702i for all coverage tests with the Huawei AP7030DE and AP5030DN respectively
- 3 Delivered 41% to 112% and 14% to 70% higher average throughput than the Cisco Aironet 3702i in the multi-client tests with the Huawei AP7030DE and AP5030DN respectively
- 4 Experienced 5.1% and 4.2% performance degradation with co-channel interference comparing to 23.8% for the Cisco Aironet 3702i

Coverage Test Results
802.11ac, Single-client, 5GHz, 80MHz Bandwidth, Aggregated Throughput
(as reported by IxChariot v7.1)



Note: One Apple MacBook Pro Retina laptop was used as the 3x3 MIMO 802.11ac client. One Apple MacBook Air laptop was used as the 2x2 MIMO 802.11ac client. One Samsung Galaxy Note 3 was used as the 1x1 MIMO 802.11ac client. The same client at the exact same locations was tested for each AP.

Source: Tolly, October 2014

Figure 1



Test Results

Coverage Test

Single client aggregated throughput of upstream and downstream from 1 meter to 50 meters was tested to evaluate each access point's coverage performance with different type of 802.11ac clients.

Huawei AP7030DE outperformed the Cisco Aironet 3702i at all test locations with a 35% to 71% advantage using the 3x3 client, 38% to 56% advantage with the 2x2 client, and 30% to 68% advantage with the 1x1 client. See Figure 1 and Table 1 for details.

Multi-client Test

Multi-client tests were run with 3x3 and 2x2 802.11ac clients to evaluate the aggregated throughput that each AP can provide with multiple devices.

The aggregated throughput of 5, 10, 25, ..., 50 users was evaluated for all APs under test.

With the help of Huawei's High Density Boost technology, the Huawei AP7030DE and AP5030DN provided 41% to 112% and 14% to 70% higher aggregated throughput than the Cisco Aironet 3702i. The advantage ratio of Huawei's AP to Cisco's AP increased with the client density. See Figure 2 and Table 2 for details.


Maximum Throughput

With a single client, Tolly engineers tested the maximum aggregated upstream and downstream throughput that each AP could provide - choosing the best result at either 1 meter or 5 meter distance.

Building upon the independent control plane and forwarding plane architecture, Huawei AP7030DE provided 952 Mbps aggregated throughput with the 3x3 MIMO 802.11ac three-spatial-stream client. This result is the highest aggregated throughput result for a single AP in all WLAN tests Tolly has performed to date (Nov 2014).

The Huawei AP5030DN provided maximum 865Mbps and the Cisco Aironet 3702i provided maximum 629Mbps

Huawei Technologies Co., Ltd.



802.11ac Access Points

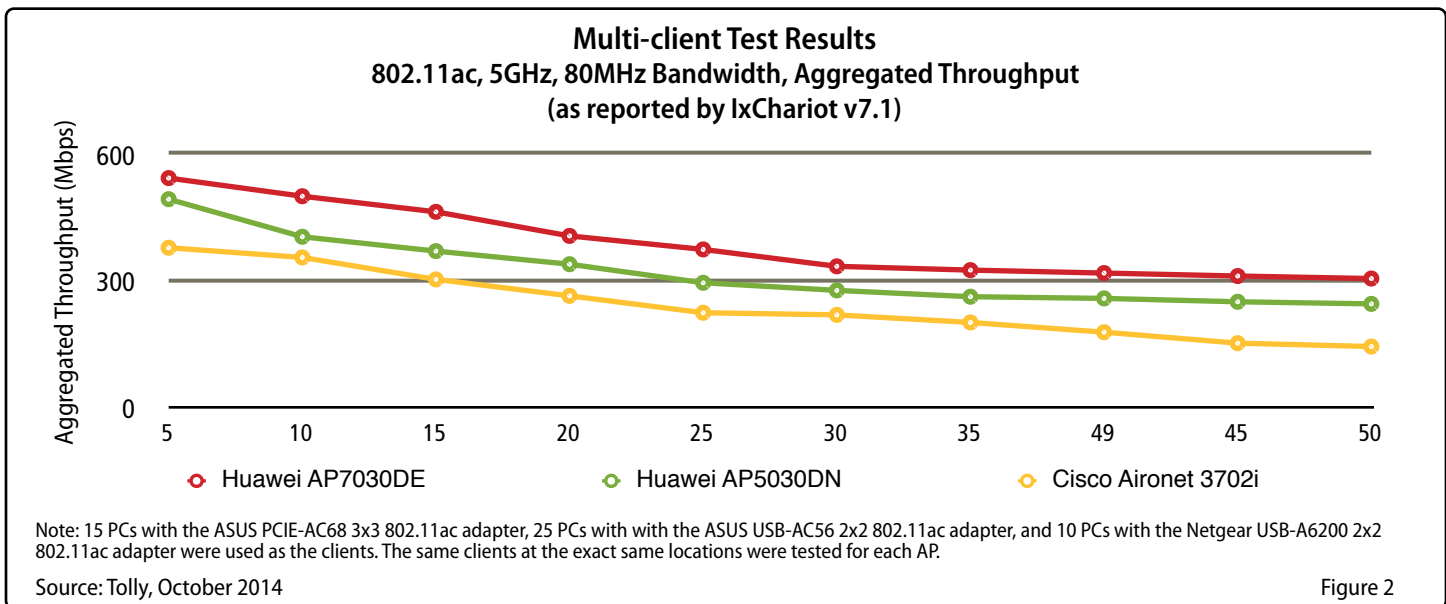
Performance/ Coverage Evaluation	<i>Tested October 2014</i>
---	------------------------------------

aggregated throughput during the test. See Figure 3 for details.

Anti Co-channel Interference Test

One key factor to provide optimal wireless performance is avoiding interference. Co-channel interference typically degrade the AP's throughput significantly.

Huawei's access points leverage multiple detection mechanisms such as collision detection, multipath time delay detection,



and SNR-based protection measures to mitigate interference to wireless signals.

While with the same co-channel interference, the Huawei AP7030DE and AP5030DN's throughput dropped 5.1% and 4.2% respectively while the Cisco Aironet 3702i's throughput dropped 23.8%.

Test Methodology

Test Environment

Single client coverage tests and maximum throughput tests were performed at an empty large office floor. The AP under test was mounted on a rack and faced the client. One 15" Apple MacBook Pro Retina 2013 was used as the 3x3 MIMO 802.11ac client. One 13" Apple MacBook Air 2013 was used as the 2x2 MIMO 802.11ac client. One Samsung Note 3 smartphone was used as the 1x1 MIMO 802.11ac client.

The multi-client tests and the anti co-channel interference tests were taken in a lab as shown in Figure 5. The AP under test was mounted on the ceiling. Each AP was mounted at the same location while it was under test. Clients were placed around the APs on the ground beside the tables. 15 PCs with the ASUS PCI-E-AC68 3x3 MIMO 802.11ac adapters, 25 PCs with the ASUS USB-AC56 2x2 MIMO 802.11ac adapters and 10 PCs with the Netgear USB-AC6200 2x2 MIMO 802.11ac adapters were used.

All tests were run with 2 minutes. Average throughput for the 2 minutes duration was reported. All tests used the built-in UDP high performance script in Ixia IxChariot. The default settings were used for each AP. Engineers only configured the necessary changes including SSID, channel, band, etc.

Maximum Throughput Test

With a single Apple MacBook Pro Retina late 2013 3x3 MIMO 802.11ac client, Tolly

engineers evaluated the maximum aggregated throughput for each AP under 5GHz band and 80MHz bandwidth.

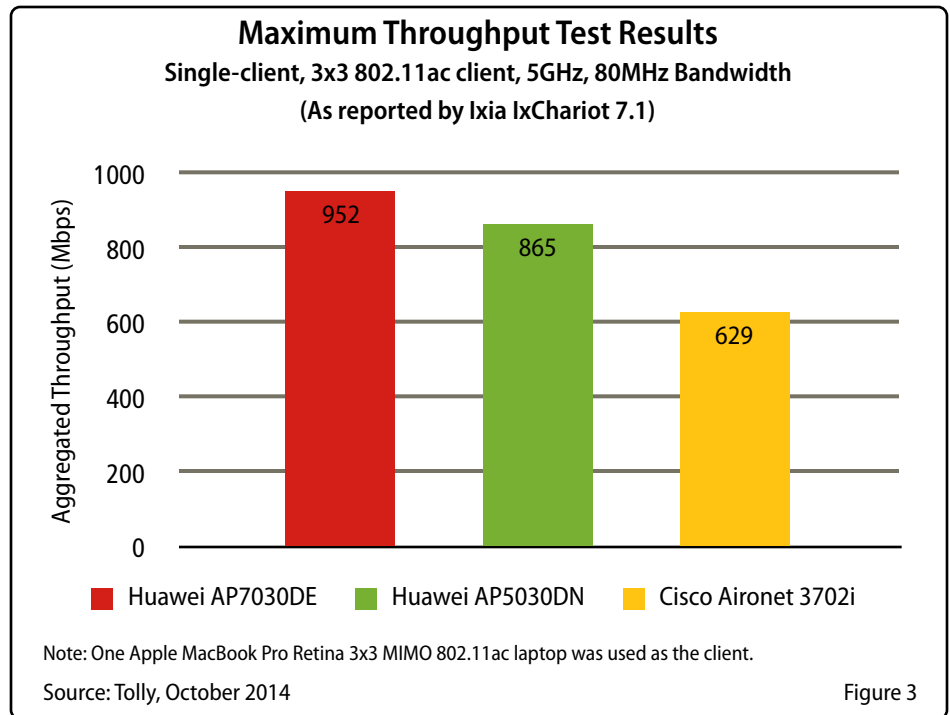


Figure 3

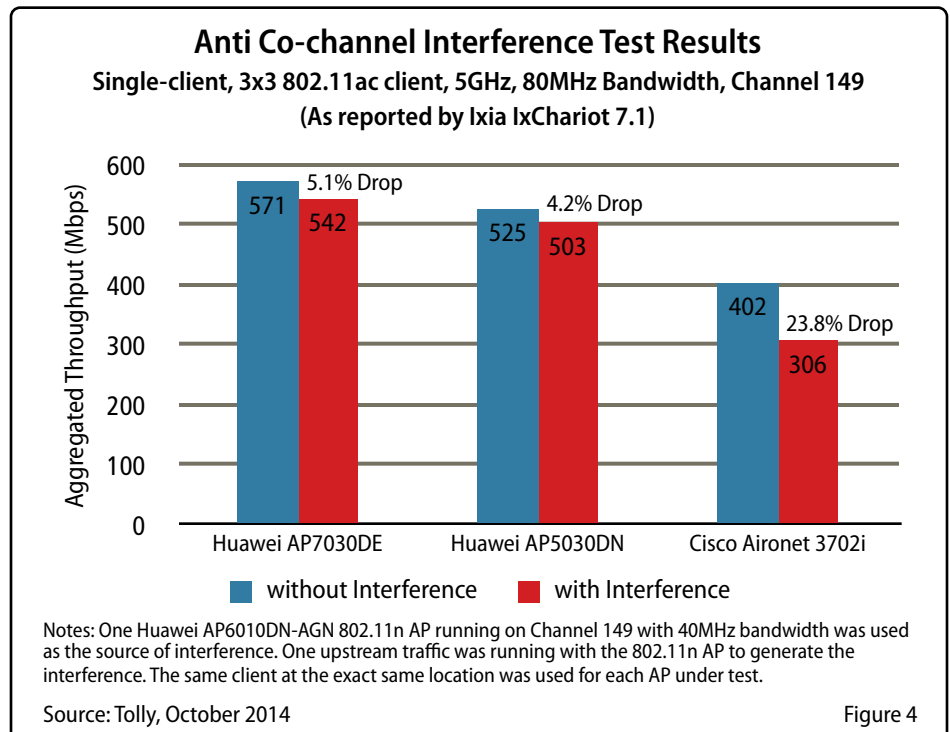


Figure 4

Engineers tried several combinations of upstream and downstream traffic and used the average of best 3 iterations to report. Engineers verified that the Cisco Aironet 3702i's performance in this test is on par with other public results.

Coverage Test

The same settings were used for each AP as in the maximum throughput test. The same client at the same locations (1m, 5m, 10m, ..., 50m to the AP) were used for each AP under test. Each location was evaluated with 3 iterations. The average result of the 3 iterations was reported.

Multi-client Test

50 upstreams and 50 downstreams were used as the total for all clients under test in

each density. For example, in the 5 clients test, each client had 10 upstreams and 10 downstreams; in the 30 clients test, the first 20 clients had 2 upstreams and 2 downstreams while the other 10 clients had 1 upstream and 1 downstream.

5GHz band, channel 149, 80MHz bandwidth were used for each AP under test.

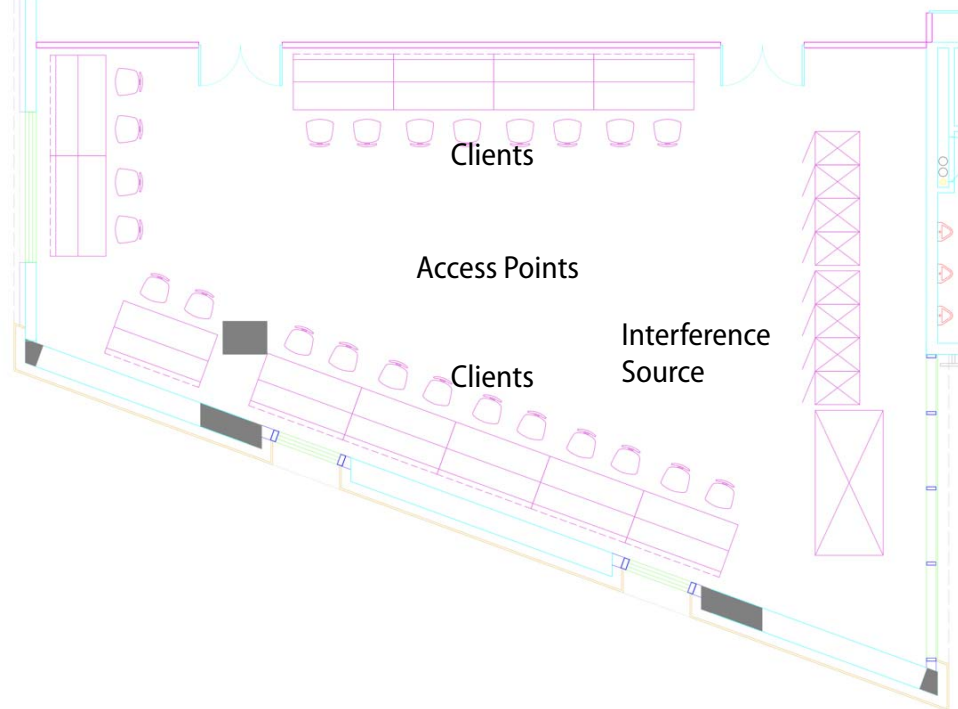
Anti Co-channel Interference Test

All APs under test used 5GHz band, channel 149, 80MHz bandwidth. One Huawei AP6010DN-AGN 802.11n AP running on Channel 149 with 40MHz bandwidth was used as the source of interference. One

upstream traffic was running with the 802.11n AP to generate the interference.

For each AP under test, engineers first measured the aggregated throughput of one PC with the ASUS PCI-E-AC68 3x3 MIMO 802.11ac adapter using 10 upstreams and 10 downstreams. Then engineers connected the 802.11n AP and started its traffic. With the interference, engineers measured the aggregated throughput of the AP under test again and compared the throughput degradation ratio due to the co-channel interference.

802.11ac WLAN Multi-client Test and Anti-interference Test - Test Environment



- Notes: 1. In the multi-client test, the AP for interference was not running.
- 2. In the Anti-interference test, the AP for interference was running on the same channel with the AP under test and passing traffic. One PC with the ASUS PCIE-AC68 3x3 802.11ac adapter was used as the client.

Source: Tolly, October 2014

Figure 5



Detailed Results of the Coverage Tests - Aggregated Single Client Throughput (Mbit/s)

	Distance	1m	5m	10m	20m	30m	40m	50m
3x3 MIMO 802.11ac client	Huawei AP7030DE	919	821	811	722	696	631	561
	Huawei AP5030DN	865	750	684	610	623	581	524
	Cisco Aironet 3702i	624	607	541	423	423	378	338
2x2 MIMO 802.11ac client	Huawei AP7030DE	614	663	550	519	509	495	453
	Huawei AP5030DN	583	558	515	496	454	443	412
	Cisco Aironet 3702i	445	427	398	375	342	327	290
1x1 MIMO 802.11ac client	Huawei AP7030DE	357	354	344	343	323	281	238
	Huawei AP5030DN	347	334	313	300	293	256	223
	Cisco Aironet 3702i	241	241	237	212	192	188	183

Source: Tolly, October 2014

Table 1

Detailed Results of the Multi-client Tests - Aggregated Throughput (Mbit/s)

Number of Clients	5	10	15	20	25	30	35	40	45	50
Huawei AP7030DE	543	500	463	406	374	334	325	318	311	305
Huawei AP5030DN	493	404	370	339	295	277	262	258	250	245
Cisco Aironet 3702i	378	355	303	264	224	219	201	178	152	144

Source: Tolly, October 2014

Table 2

Systems Under Test

Vendor	Access Point Model	Access Controller Model	Version
Huawei Technologies Co., Ltd.	AP7030DE (3x3 MIMO three-spatial-stream 802.11ac AP, internal antennas)	AC6605	V200R005C10
Huawei Technologies Co., Ltd.	AP5030DN (3x3 MIMO three-spatial-stream 802.11ac AP, internal antennas)		V200R005C10
Cisco Systems, Inc.	AIR-CAP3702I-C-K9 (4x4 MIMO three-spatial-stream 802.11ac AP, internal antennas)	AC5500	AIR-CT5500-K9-7-6-120-0

Source: Tolly, October 2014

Table 3



About Tolly


The Tolly Group companies have been delivering world-class IT services for more than 20 years. Tolly is a leading global provider of third-party validation services for vendors of IT products, components and services.

You can reach the company by E-mail at sales@tolly.com, or by telephone at +1 561.391.5610.

Visit Tolly on the Internet at: <http://www.tolly.com>

Test Equipment Summary

The Tolly Group gratefully acknowledges the providers of test equipment/software used in this project.

Vendor	Product	Web
Ixia	IxChariot 7.1	 http://www.ixiacom.com

Terms of Usage

This document is provided, free-of-charge, to help you understand whether a given product, technology or service merits additional investigation for your particular needs. Any decision to purchase a product must be based on your own assessment of suitability based on your needs. The document should never be used as a substitute for advice from a qualified IT or business professional. This evaluation was focused on illustrating specific features and/or performance of the product(s) and was conducted under controlled, laboratory conditions. Certain tests may have been tailored to reflect performance under ideal conditions; performance may vary under real-world conditions. Users should run tests based on their own real-world scenarios to validate performance for their own networks.

Reasonable efforts were made to ensure the accuracy of the data contained herein but errors and/or oversights can occur. The test/audit documented herein may also rely on various test tools the accuracy of which is beyond our control. Furthermore, the document relies on certain representations by the sponsor that are beyond our control to verify. Among these is that the software/hardware tested is production or production track and is, or will be, available in equivalent or better form to commercial customers. Accordingly, this document is provided "as is," and Tolly Enterprises, LLC (Tolly) gives no warranty, representation or undertaking, whether express or implied, and accepts no legal responsibility, whether direct or indirect, for the accuracy, completeness, usefulness or suitability of any information contained herein. By reviewing this document, you agree that your use of any information contained herein is at your own risk, and you accept all risks and responsibility for losses, damages, costs and other consequences resulting directly or indirectly from any information or material available on it. Tolly is not responsible for, and you agree to hold Tolly and its related affiliates harmless from any loss, harm, injury or damage resulting from or arising out of your use of or reliance on any of the information provided herein.

Tolly makes no claim as to whether any product or company described herein is suitable for investment. You should obtain your own independent professional advice, whether legal, accounting or otherwise, before proceeding with any investment or project related to any information, products or companies described herein. When foreign translations exist, the English document is considered authoritative. To assure accuracy, only use documents downloaded directly from Tolly.com. No part of any document may be reproduced, in whole or in part, without the specific written permission of Tolly. All trademarks used in the document are owned by their respective owners. You agree not to use any trademark in or as the whole or part of your own trademarks in connection with any activities, products or services which are not ours, or in a manner which may be confusing, misleading or deceptive or in a manner that disparages us or our information, projects or developments.